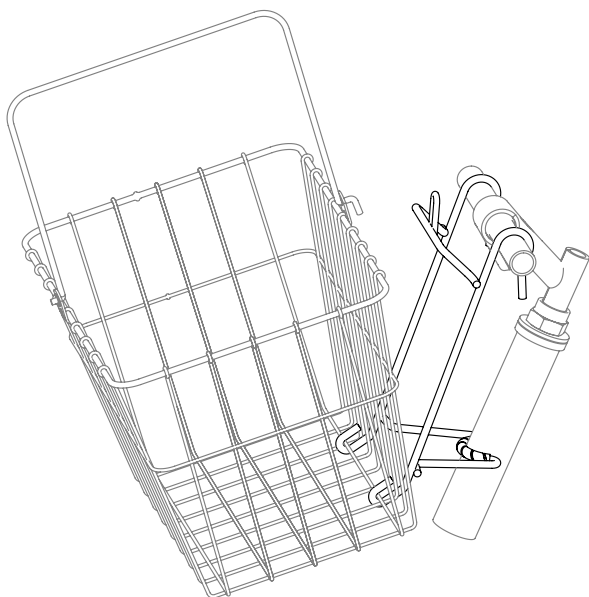


WALD QUICK RELEASE BICYCLE BASKET

with handle & mounting holder

- NO TOOLS REQUIRED, QUICK ATTACHMENT TO BIKE
- BASKET EASILY REMOVED FOR CARRYING
- SIZED FOR GROCERY BAG & MANY OTHER USES
- RUST RESISTANT DURABLE FINISH
- FITS MOST HANDLEBARS, EXCEPT RACING STYLE



PAT. D584,675

ASSEMBLY INSTRUCTIONS ON OTHER SIDE




WARNINGS :

- **DO NOT** overload basket. Overloading basket may cause difficulty in steering and/or loss of bicycle control which could result in injury.
- Make sure hooks of mounting holder are securely down against top of handlebar.

Mfgr.No.133WH (White)
Made in U.S.A. by Wald

© 2009 Wald LLC

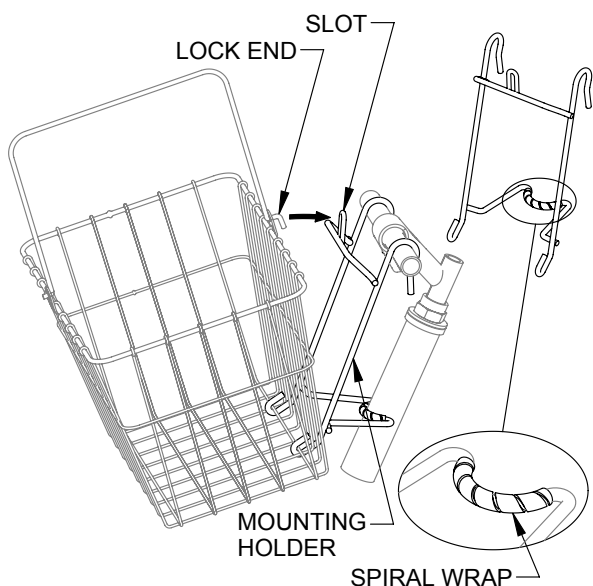


0 46307 13303 4

Rev.C 3/18/2009

WALD QUICK RELEASE BICYCLE BASKET

with handle & mounting holder




PAT. D584,675

ASSEMBLY INSTRUCTIONS

- Apply spiral wrap to holder by unwinding one end and wrapping it on holder as shown.
- Center and place large hooks of mounting holder over handlebar. Make sure hooks of mounting holder are securely down against top of handlebar.
- Hold basket so lock end of handle is toward holder.
- Center and insert bottom basket wire over bottom hooks of holder.
- Raise handle upright and insert lock end of handle through slot at top of holder.
- Lay handle flat to lock.

TO REMOVE BASKET FROM HOLDER

- Raise basket handle upright.
- Pull away from holder and lift basket from bottom hooks of holder.



Mfgr.No.133WH (White)

